

Standard Air Wipe™

Air Wipes

This hard-hitting 360° ring of airflow is the economical way to blowoff, dry, clean, and cool!

What Is The Standard Air Wipe?


EXAIR's Standard Air Wipe provides a uniform 360° airstream that is ideal for blowoff, drying, cleaning and cooling of pipe, cable, extruded shapes, hose and more. The split design offers easy clamping around the surface of the material moving through it, eliminating the need for threading.

Why The Standard Air Wipe?

The Standard Air Wipe is a good choice when the added durability of stainless steel screws, shims and hose are not required. The Standard Air Wipe uses coated screws, plastic shims and a general purpose PVC coupling air hose on sizes up to 4" (102mm). The Standard Air Wipe is best suited to applications in non-corrosive environments where temperatures do not exceed 150°F (66°C). The dimensions and performance of this product are the same as that of the Super Air Wipe which is detailed on page 38.



The Standard Air Wipe removes liquid from a plastic rod.



Standard Air Wipe Specifications

The Standard Air Wipe is available with throat diameters (I.D.) of 3/8", 1/2", 1", 2", 3", 4", 5", 6", 7", 9", and 11" (10, 13, 25, 51, 76, 102, 127, 152, 178, 229, and 279mm). **Special diameters are available. Contact our factory.**

Compressed Air Inlets: The Standard Air Wipe has compressed air inlets on each half. General purpose compressed air hose is supplied with sizes up to 4" (102mm) that couples the air supply of one half to the other. Sizes 9" (229mm) and larger have two inlets on each half that must be supplied with compressed air to maintain uniform airflow.

Filtration: The use of clean air is essential. Kits include an automatic drain filter with a 5 micron filter element that is sized properly for flow.


Materials of Construction: The Standard Air Wipe is constructed of aluminum. All models use coated screws and plastic shims. General purpose PVC air hose is included with sizes up to 4" (102mm).

Temperature: The Standard Air Wipe is rated for temperatures up to 150°F (66°C).

Mounting: The Standard Air Wipe can be supported by the compressed air supply pipe. Tapped holes (1/4"-20) on the downstream side of the Standard Air Wipe can also be used for mounting.

Regulation: A pressure regulator on the compressed air supply provides infinite control of flow, force and air consumption. Kits include a pressure regulator that is sized properly for flow.

Shim Sets: The Standard Air Wipe has a .002" (0.05mm) gap setting. The compressed air exhausts through a gap which is set with a plastic shim positioned between the cap and body of the Standard Air Wipe. Force and flow through the Standard Air Wipe may be easily increased by adding shims to open the gap. Kits include a shim set (three additional shims). Shim sets include a .001" (0.03mm), .003" (0.08mm) and .004" (0.10mm) thick plastic shim.



A Model 2431 1" (25mm) Standard Air Wipe blows off the excess coating from a wire into a dip tank.



The Standard Air Wipe blows coolant off the part and back into the centerless grinder.

Special diameter Standard Air Wipes are available. Please contact our factory.

Standard Air Wipe Models

Standard Air Wipe Only

Standard Air Wipe Kits - include the Standard Air Wipe, shim set, filter separator and pressure regulator (with coupler).

Standard Air Wipe Shim Sets - include (2) each of a .001" (0.03mm), .003" (0.08mm) and .004" (0.10mm) thick plastic shim.


I.D.	Standard Air Wipe Only Model	Standard Air Wipe Kit Model	Standard Air Wipe Shim Set Model
3/8" (10mm)	2429	2479	2349
1/2" (13mm)	2430	2480	2350
1" (25mm)	2431	2481	2351
2" (51mm)	2432	2482	2352
3" (76mm)	2433	2483	2353
4" (102mm)	2434	2484	2354
5" (127mm)	2435	2485	2355
6" (152mm)	2436	2486	2356
7" (178mm)	2437	2487	2357
9" (229mm)	2439	2489	2359
11" (279mm)	2441	2491	2361

Changing Performance By Adding Shims

The compressed air exhausts through a gap which is set with a shim positioned between the cap and the body of the Standard Air Wipe. It is shipped with a .002" (0.05mm) thick plastic shim installed which works best for most applications. Force and flow may be easily increased by adding shims to open the gap. Increasing the gap opening offers higher velocity and harder hitting force. Air consumption and noise will be slightly higher. Air Wipe shim sets are available that include one each of a .001" (0.03mm), .003" (0.08mm), and .004" (0.10mm) thick shims. Shim sets are included with all kits or may be purchased separately.



The Standard Air Wipe Kit includes a shim set, filter separator and pressure regulator (with coupler).



The Standard Air Wipe is available in sizes from 3/8" (10mm) to 11" (279mm) in diameter.

Accessories

Model #	Description
9001	Auto Drain Filter Separator, 3/8 NPT, 65 SCFM (1,841 SLPM)
9032	Auto Drain Filter Separator, 1/2 NPT, 90 SCFM (2,549 SLPM)
9002	Auto Drain Filter Separator, 3/4 NPT, 220 SCFM (6,230 SLPM)
9005	Oil Removal Filter, 3/8 NPT, 15-37 SCFM (425-1,048 SLPM)
9006	Oil Removal Filter, 3/4 NPT, 50-150 SCFM (1,416-4,248 SLPM)
9008	Pressure Regulator, 1/4 NPT, 50 SCFM (1,416 SLPM)
9033	Pressure Regulator, 1/2 NPT, 100 SCFM (2,832 SLPM)
9009	Pressure Regulator, 3/4 NPT, 220 SCFM (6,230 SLPM)
9020	Solenoid Valve, 120V, 50/60Hz, 1/4 NPT, 40 SCFM (1,133 SLPM)
9034	NEMA 4/4X Solenoid Valve, 120V, 50/60Hz, 1/2 NPT, 100 SCFM (2,832 SLPM)
9036	NEMA 4/4X Solenoid Valve, 120V, 50/60Hz, 3/4 NPT, 200 SCFM (5,664 SLPM)